

District 60 Debt Fact Sheet

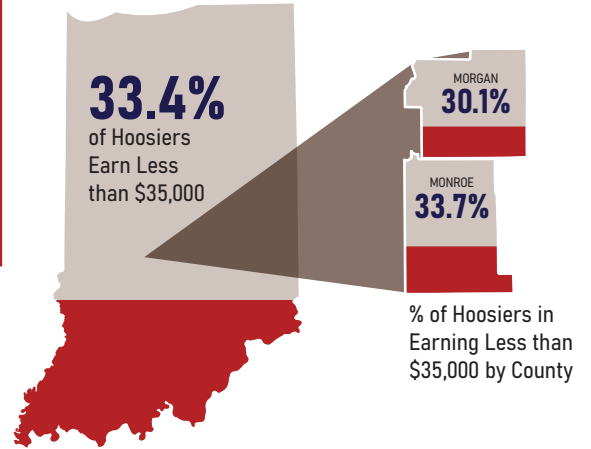
Rep. Peggy Mayfield



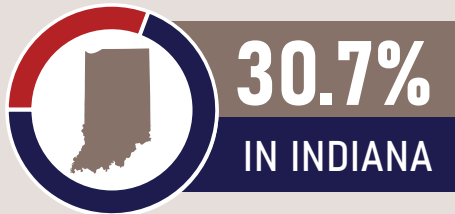
**INDIANA
COMMUNITY ACTION
POVERTY INSTITUTE**
Research and Public Policy

Overview:

In 2019, the median net annual income of subprime online borrowers was \$36,000 and of subprime storefront borrowers was \$21,888. The table below provides the number and share of Hoosiers with income below \$35,000, the share of Hoosiers with a debt in collections, and the median amount of debt in collections.



HOOSIERS WITH DEBT IN COLLECTIONS



Median Amount in Collections **\$1,873**

Debt-to-Income Ratio **\$1.29** per \$1 of income

MAJORITY WHITE COMMUNITIES




\$1,873 Median Amount in Collections

COMMUNITIES OF COLOR




\$1,862 Median Amount in Collections



IN MONROE COUNTY

Median Amount in Collections **\$1,649**

Debt-to-Income Ratio **\$1.28**
per \$1 of income



IN MORGAN COUNTY

Median Amount in Collections **\$2,239**

Debt-to-Income Ratio **\$3.46**
per \$1 of income

How Financially Vulnerable Hoosiers Feel about Debt:



Sources: Experian, Alternative Financial Services Lending Trends, 2020; American Community Survey, Table S2001, 2019 5-Year Estimates; Urban Institute, Debt in America, 2021; Board of Governors of the Federal Reserve System, Enhanced Financial Accounts: Household Debt, 2021